




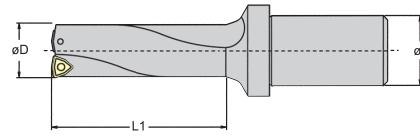
# Power Super Drill 2L



**VERTEX®**




ISO CODE



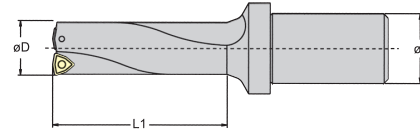
ORDER NO.	D	d	L1	INSERT	SCREW	WRENCH	CODE NO.
VSD-15X2	15	25	30	WCMX030208	SCR-EXD2.5	T8	6004-100
VSD-16X2	16	25	32				6004-101
VSD-17X2	17	25	34				6004-102
VSD-18X2	18	25	36				6004-103
VSD-19X2	19	25	38				6004-104
VSD-20X2	20	25	40				6004-105
VSD-21X2	21	32	42	WCMX040208	SCR-EXD2.5	T8	6004-106
VSD-22X2	22	32	44				6004-107
VSD-23X2	23	32	46				6004-108
VSD-24X2	24	32	48				6004-109
VSD-25X2	25	32	50	WCMX050308	SCR-EXD3	T10	6004-110
VSD-26X2	26	32	52				6004-111
VSD-27X2	27	32	54				6004-112
VSD-28X2	28	32	56				6004-113
VSD-29X2	29	32	58				6004-114
VSD-30X2	30	32	60				6004-115
VSD-31X2	31	32	62	WCMX06T308	SCR-EXD3.5	T15	6004-116
VSD-32X2	32	32	64				6004-117
VSD-33X2	33	32	66				6004-118
VSD-34X2	34	32	68				6004-119
VSD-35X2	35	32	70				6004-120



# Power Super Drill 3L



ISO CODE



ORDER NO.	D	d	L1	INSERT	SCREW	WRENCH	CODE NO.
VSD-14X3	14	25	42	WCMX030208	SCR-EXD2.5	T8	6004-131
VSD-15X3	15	25	45				6004-132
VSD-16X3	16	25	48				6004-133
VSD-17X3	17	25	51				6004-134
VSD-18X3	18	25	54				6004-135
VSD-19X3	19	25	57				6004-136
VSD-20X3	20	25	60				6004-137
VSD-21X3	21	32	63	WCMX040208	SCR-EXD2.5	T8	6004-138
VSD-22X3	22	32	66				6004-139
VSD-23X3	23	32	69				6004-140
VSD-24X3	24	32	72				6004-141
VSD-25X3	25	32	75	WCMX050308	SCR-EXD3	T10	6004-142
VSD-26X3	26	32	78				6004-143
VSD-27X3	27	32	81				6004-144
VSD-28X3	28	32	84				6004-145
VSD-29X3	29	32	87				6004-146
VSD-30X3	30	32	90				6004-147
VSD-31X3	31	32	93	WCMX06T308	SCR-EXD3.5	T15	6004-148
VSD-32X3	32	32	96				6004-149
VSD-33X3	33	32	99				6004-150
VSD-34X3	34	32	102				6004-151
VSD-35X3	35	32	105				6004-152
VSD-36X3	36	32	108				6004-153
VSD-37X3	37	32	111				6004-154

POWER SUPER DRILL